

## 铝壳电阻器 (RXLG) Aluminum Enclosure Resistor

### ■ 产品概述 (Product Introduction)

RXLG系列铝壳绕线电阻器采用铝合金外壳,外形美观,该电阻具有耐气候性、耐振动、安全性优于传统瓷骨架电阻器。RXLG电阻器是用一种耐高温的有机硅树脂和硅粉作基本材料封装的功率型绕线电阻。易紧密安装,易附加散热器。

RXLG series aluminum shell winding resistor using alloy enclosure, beautiful shape, beautiful shape, the resistance have the weather resistance, vibration resistance security is superior to the traditional porcelain skeleton resistor resistor.

### ■ 产品应用 (Product Application)

1. 做为制动电阻保护变频器、伺服等不受电机再生电能的危害
2. 电力电子负载测试中做为阻性负载
3. 在电力电子设备中做为取样电阻、限流电阻、起动电阻、保护电阻

1. As a braking resistor to protect the inverters, servos, etc., from damage by regenerative energy of the motor;
2. As a resistive load in power electronic load tests;
3. As a sampling resistor, limiting resistor, starting resistor, or protective resistor in power electronic equipment.

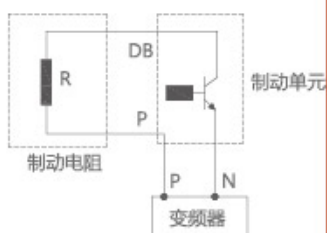
### ■ 技术规格 (Technical Specifications)

1. 电阻值以及变化范围:  $1\Omega \leq R \pm 5\%$  (J),  $1\Omega > R \pm 10\%$  (K)
2. 温度系数:  $R > 20\Omega, \pm 260 \text{ ppm}/^\circ\text{C}$   $R \leq 20\Omega, \pm 400 \text{ ppm}/^\circ\text{C}$  在  $-25 \sim 200^\circ\text{C}$  温度下实验
3. 额定负荷: 表面温度  $\leq 375^\circ\text{C}$  放在  $300 \times 300 \times 3\text{mm}$  铝板上
4. 短时过载:  $\Delta R \leq \pm (2\%R + 0.05\Omega)$  无异常同样环境下 10倍额定电压, 5秒
5. 绝缘电阻:  $R \geq 100\text{M}\Omega$  1min 无异常 DC 1000V, 焊片和外壳之间的绝缘电阻要求大于或等于  $100\text{M}\Omega$
6. 耐电压:  $\Delta R \leq \pm (0.1\%R + 0.05\Omega)$  无异常 无破坏焊片与外壳之间加 AC 3000V 5S
7. 端子强度: 无松动无异常 100N力加在焊片引出方向, 30秒
8. 耐振性: 无可见损伤,  $\Delta R \leq \pm (0.1\%R + 0.05\Omega)$  f: 10-55Hz a=1.5g X.Y.Z各2h
9. 耐热性: 除端子外无明显变色和损伤, 标志清晰加热至  $350 \pm 5^\circ\text{C}$ ,  $120 \pm 5$ 分钟
10. 热冲击:  $\Delta R \leq \pm (2\%R + 0.05\Omega)$  无异常 额定电压30分钟, 常温, 8-12秒放到  $-40 \pm 2^\circ\text{C}$  环境下, 15+5分钟。再在常温下放置2小时
11. 耐湿性: 无可见损伤, 标志清晰,  $\Delta R \leq \pm (3\%R + 0.05\Omega)$ , 绝缘电阻  $\geq R \geq 25\text{M}\Omega$  直流电压100V,  $40 \pm 2^\circ\text{C}$ , 相对湿度90-95%, 60分钟开, 30分钟关, 持续500+24小时
12. 负载寿命: 外观无可见损伤, 标志清晰,  $\Delta R \leq \pm (5\%R \pm 0.05\Omega)$  放置在  $300 \times 300 \times 3\text{mm}$  铝板上,  $20 \pm 7^\circ\text{C}$ , 额定直流电压, 90分钟开, 30分钟关, 循环500+24小时

1. Resistance value and the change range:  $1\Omega \leq R \pm 5\%$  (J),  $1\Omega > R \pm 10\%$  (K)
2. Temperature coefficient:  $R > 20\Omega, \pm 260 \text{ ppm}/^\circ\text{C}$   $R \leq 20\Omega, \pm 400 \text{ ppm}/^\circ\text{C}$  Test when the temperature is  $-25 \sim 200^\circ\text{C}$
3. Rated load: The surface temperature  $\leq 375^\circ\text{C}$  on the  $300 \times 300 \times 3\text{mm}$  aluminum plate
4. Short-time overload:  $\Delta R \leq \pm (2\%R + 0.05\Omega)$  No abnormal environment also 10 times the rated voltage, 5second
5. Insulation resistance:  $R \geq 100\text{M}\Omega$  1min Without abnormal DC 1000v, Insulation resistance between welding plate and shell is no less than  $100\text{M}\Omega$
6. Withstand voltage:  $\Delta R \leq \pm (0.1\%R + 0.05\Omega)$  No abnormal damage welding piece between the shell and AC3000V5S
7. Terminal strength: Without losing without exception 100n force on welding lead direction, 30second
10. Thermal:  $\Delta R \leq \pm (2\%R + 0.05\Omega)$  No abnormal voltage rating for 30 minutes, room emperature, 8-12seconds into 2-40 environment, 15+5minutes, then place 2hours at room temperature
11. Wetresistance: No visible damage, marked clearly  $\Delta R \leq \pm (3\%R + 0.05\Omega)$ , Insulation resistance  $\geq R \geq 25\text{M}\Omega$  DC voltage 100v,  $40 \pm 2^\circ\text{C}$ , Relative humidity 90-95%, 60minutes on 30 minutes off for 500+24
12. Overload: No visible damage, marked clearly  $\Delta R \leq \pm (5\%R \pm 0.05\Omega)$  on the  $300 \times 300 \times 3\text{mm}$  aluminum plate  $\pm 7^\circ\text{C}$ , Rated Dcvoltage, 90 minutes on 30 minutes off for 500+24 hours



典型电路图

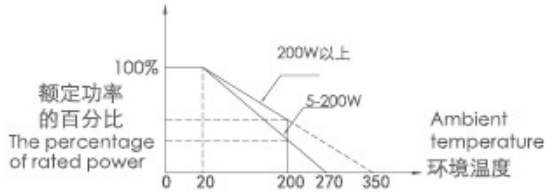


## ■ 执行标准 (Applicable Standards)

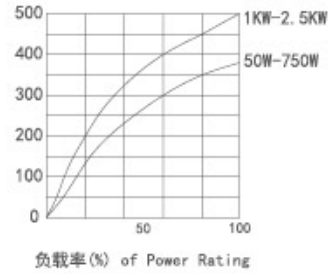
GB/T5729-1994 Fixed resistor used in electronic equipment

## ■ 降额曲线 (Rundown Curve)

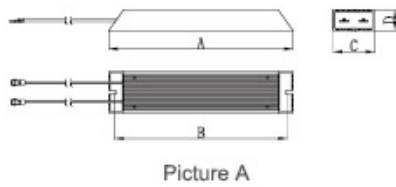
环境温度 Ambient temperature	0-20℃	>20℃
功率损耗 Power loss	100%	See figure



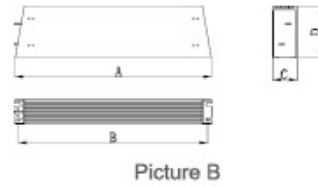
## ■ 表面温升 (Surface Temperature Rise)



## ■ 产品尺寸图 (Product Size)



Picture A



Picture B

规格 Type	图号 Product Picture	额定功率(W) Rated Power	尺寸Dimension (±1mm)				配线 (mm) Connecting Wire	引线长度 (mm) Lead Length	端子 Terminal
			A	B	C	D			
RXLG	图 A Picture A	60	115	98	40	20	1.5	250	2-5S
RXLG		80	140	123	40	20	1.5	250	2-5S
RXLG		100	165	148	40	20	1.5	250	2-5S
RXLG		120	190	173	40	20	1.5	250	2-5S
RXLG		150	215	198	40	20	2.5	250	2-5S
RXLG		200	165	147	60	30	2.5	250	2-5S
RXLG		300	215	198	60	30	2.5	250	2-5S
RXLG		400	265	248	60	30	2.5	250	2-5S
RXLG		500	335	318	60	30	2.5	250	2-5S
RXLG		800	400	41*384	61	59			M6
RXLG	图 B Picture B	1000	400	30*384	50	107			M6
RXLG		1200	450	30*434	50	107			M6
RXLG		1500	485	30*469	50	107			M6
RXLG		2000	550	30*534	50	107			M6
RXLG		2500	550	30*534	50	107			M6

备注：其他规格尺寸，可根据用户要求制造。Remark: Dimension can be customization

## ■ 成品识别码 (Product Identification Code)

RXLG	—	2500W	—	40R	—	J
铝壳电阻器 Aluminum Enclosure Resistor		额定功率 Rated Power		电阻阻值 Resistance Value		阻值误差 Resistance Tolerance H=±3% J=±5% K=±10%